




# COUNTRYSIDE ESTATES

205 HIGH ROAD • BENFLEET • ESSEX • SS7 5HY

TEL: 01268 755555 EMAIL: [benfleet@countrysideestates.co.uk](mailto:benfleet@countrysideestates.co.uk)

[www.countrysideestates.co.uk](http://www.countrysideestates.co.uk)



**25 Woodside View, Benfleet, SS7 4PB**

**£345,000 Freehold**

A WELL PRESENTED THREE-BEDROOM TERRACED HOUSE backing onto Woodside Park. Stepping into the entrance hall with a ground floor W.C. To the first floor, a spacious lounge area with separate kitchen/diner. The top floor offers 3 good sized bedrooms and a well kept family bathroom. This property also provides a low maintenance garden and easy access to local shops.

## 25 Woodside View, Benfleet, SS7 4PB

### Entrance Hall



Uvpc part glazed front door, vinyl flooring, radiator and power points.

### W.C 5'2" x 3'3" (1.57m x 0.99m)



Obscure window to rear, tiled flooring and walls, vanity sink with twin chrome taps and close coupled W.C

### Lounge 15'10" x 15'1" (4.83m x 4.60m)



Uvpc windows to front aspect, coved smooth plastered ceiling, carpet, radiators and power points.



### Kitchen/Diner 15'2" max x 14'3" max (4.62m max x 4.34m max)



Uvpc windows to rear aspect, smooth plastered ceiling, laminate flooring, laminate worktop and splashbacks with double stainless steel sink/drainage with mixer tap. This space also provides a four ring gas hob with extractor fan over, combi oven/grill, space for dishwasher and dairy fridge, radiator and power points.



## 25 Woodside View, Benfleet, SS7 4PB

**Bedroom Two 12'1" x 8'5" (3.68m x 2.57m)**



**Bedroom One 15'4" x 8'5" (4.67m x 2.57m)**



Upvc window to rear aspect, coved artex ceiling, carpet, storage cupboard, radiator, power points.

**Bedroom Three 12'6" x 6'6" (3.81m x 1.98m)**



Upvc window to front aspect, coved artex ceiling, carpet, storage cupboard, radiator, power points.

Upvc window to front aspect, coved artex ceiling, carpet, storage cupboard, radiator, power points.

**Bathroom 7'3" x 6'5" (2.21m x 1.96m)**




Obscure window to rear aspect, fully tiled floor and walls, inset tiled jacuzzi bath with mixer tap, shower over with handheld showerhead and glass folding doors, close coupled W.C with dual flush, pedestal sink with chrome mixer tap and chrome heated towel rail

# 25 Woodside View, Benfleet, SS7 4PB

## Rear Garden 37'0" x 16'0" (11.28m x 4.88m)



Low maintenance rear garden with fenced boundaries and a shed used for storage.



## Storage

Fitted with a Glow-Worm fuel saver boiler, lighting and power points.

## Driveway



Block paved with outdoor lighting and ample off street parking for numerous vehicles.

## Council Tax Band C

Energy Efficiency Rating		Current	Potential
Very energy efficient - lower running costs			
(92 plus) A			
(81-91) B			
(69-80) C			
(55-68) D			
(39-54) E			
(21-38) F			
(1-20) G			
Not energy efficient - higher running costs			
England & Wales		EU Directive 2002/91/EC	

Environmental Impact (CO <sub>2</sub> ) Rating		Current	Potential
Very environmentally friendly - lower CO <sub>2</sub> emissions			
(92 plus) A			
(81-91) B			
(69-80) C			
(55-68) D			
(39-54) E			
(21-38) F			
(1-20) G			
Not environmentally friendly - higher CO <sub>2</sub> emissions			
England & Wales		EU Directive 2002/91/EC	



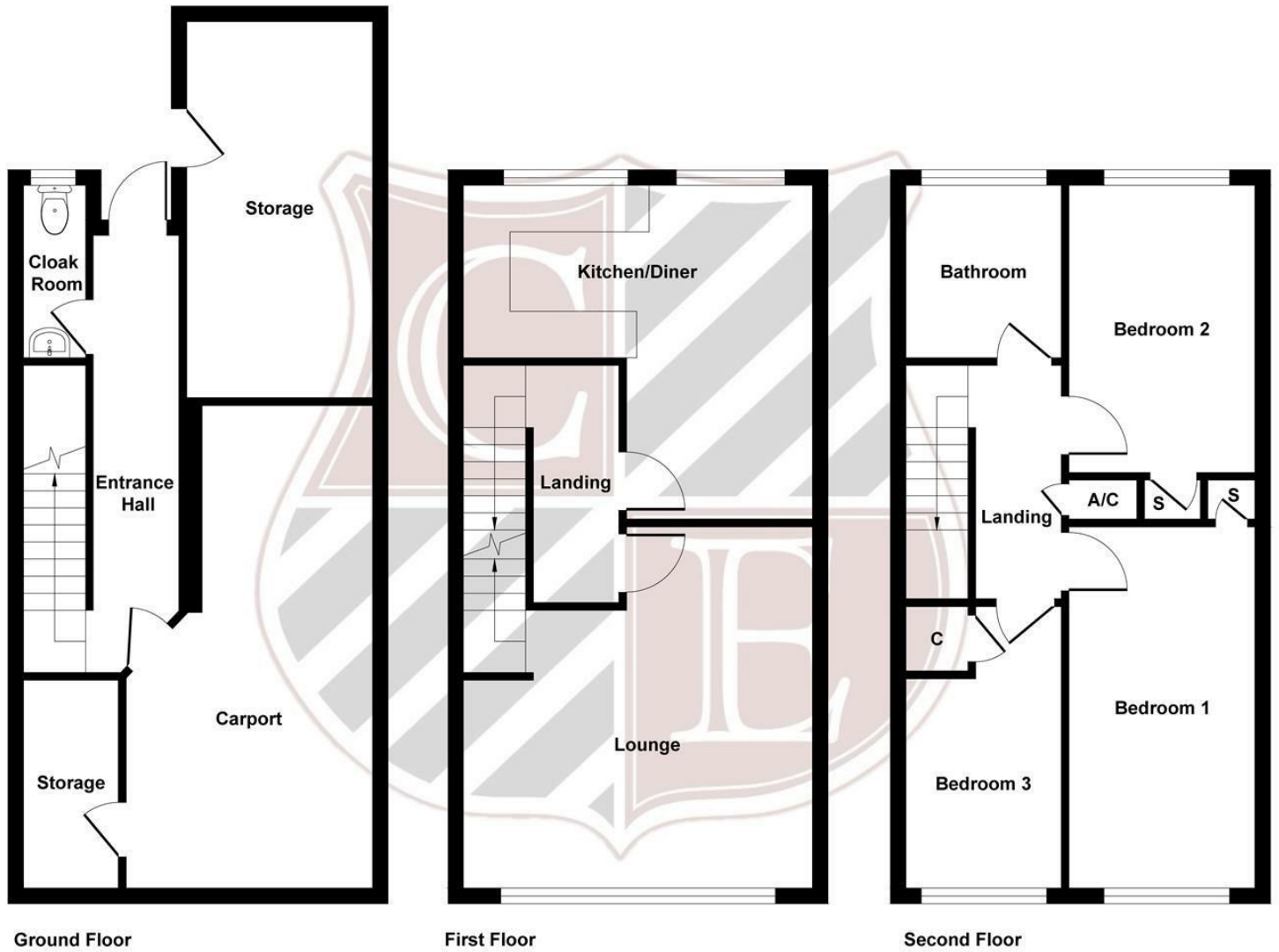


Illustration for identification purposes only, measurements are approximate, not to scale.  
Produced by Elements Property



These particulars do not constitute any part of an offer or contract. Accordingly their accuracy is not guaranteed. Any prospective purchaser or lessee should satisfy themselves to the correctness of statements or information in these particulars.